

Did applicants get what they asked for?

Overall 'release rates' trending upwards

In 2020/21, the overall release rate was 73%, representing the combined access granted in full and in part outcomes (Figure 19). Whilst similar to the combined release rate of 69% in 2019/20 and 70% in 2018/19, this incremental increase is pleasing in the context of a significant increase in applications. The increase also demonstrates steady progress from the stagnation in release rates at 69% previously reported.

Consistent with 2019/20, release rates for 2020/21 were stable across all sectors except for a moderate increase in the Minister sector.

At the sector level (Figure 20), in 2020/21, the State-Owned Corporations sector had the highest overall release rate of 84%, similar to the 82% reported in 2019/20.

For the Council sector, 79% of outcomes granted access in full and in part in 2020/21, similar to the previous two years with 77% in 2019/20 and 78% in 2018/19.

For the Government sector, 71% of outcomes resulted in access being granted in full and in part in 2020/21. This is consistent with the 68% reported for both 2019/20 and 2018/19.

For the University sector, 65% of outcomes granted access in full and in part in 2020/21, compared with 61% in 2019/20.

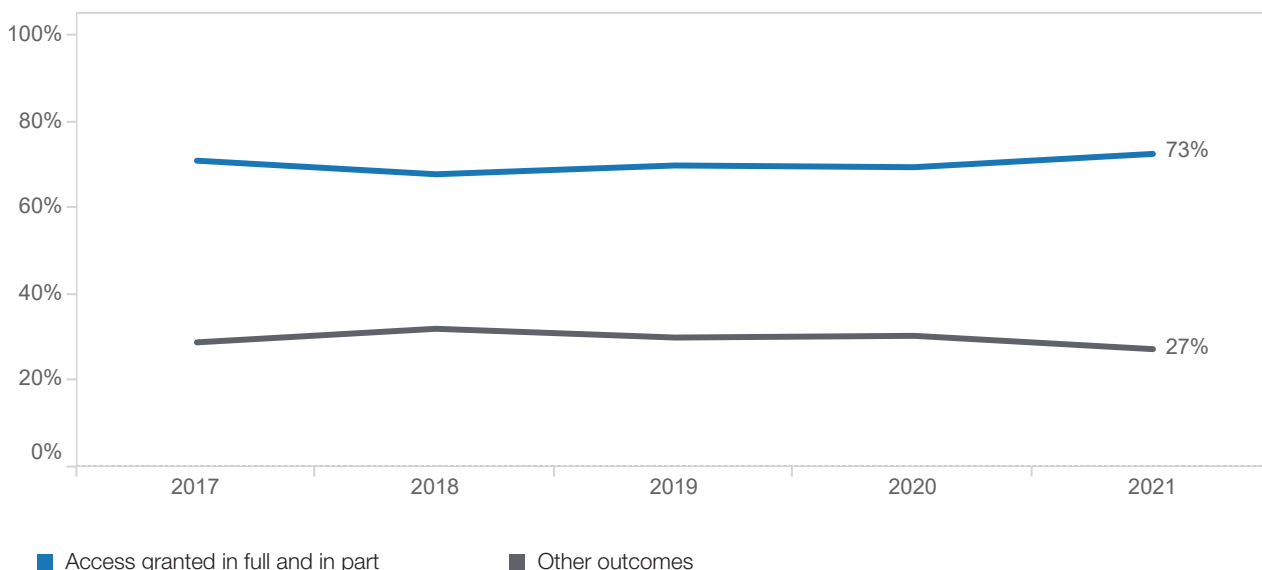
For the Minister sector, 52% of outcomes resulted in access being granted in full and in part in 2020/21, a moderate increase from 46% in 2019/20. This positive outcome should also be considered in the context of information holdings and the overall low numbers of applications (57) received by the Minister sector.

Applicants were more likely to be granted access in part than access in full

In 2020/21, 30% of all outcomes granted access in full (Figure 21). This rate continues to remain stable since 2014/15, with an average 29% of all outcomes granted access in full across the seven years to 2020/21.

Access granted in part outcomes were similar to previous years at 43%. For each year since 2012/13, there have been more outcomes granting access in part than granting access in full.

Figure 19: Overall release rate across all sectors, 2016/17 to 2020/21



'Did applicants get what they asked for?' is reported and measured by the requirement for agencies to report on the outcomes of applications for information by the type of applications (listed in Table A of Schedule 2 to the GIPA Regulation) and the type of information that is applied for (listed in Table B of Schedule 2 to the GIPA Regulation). The term 'other outcomes' refers to the following outcomes – access refused in full, information not held, information already available, refuse to deal with application, refuse to confirm or deny whether information is held, and application withdrawn.

Figure 20: Overall release (access granted in full and in part) rate, by sector, 2016/17 to 2020/21

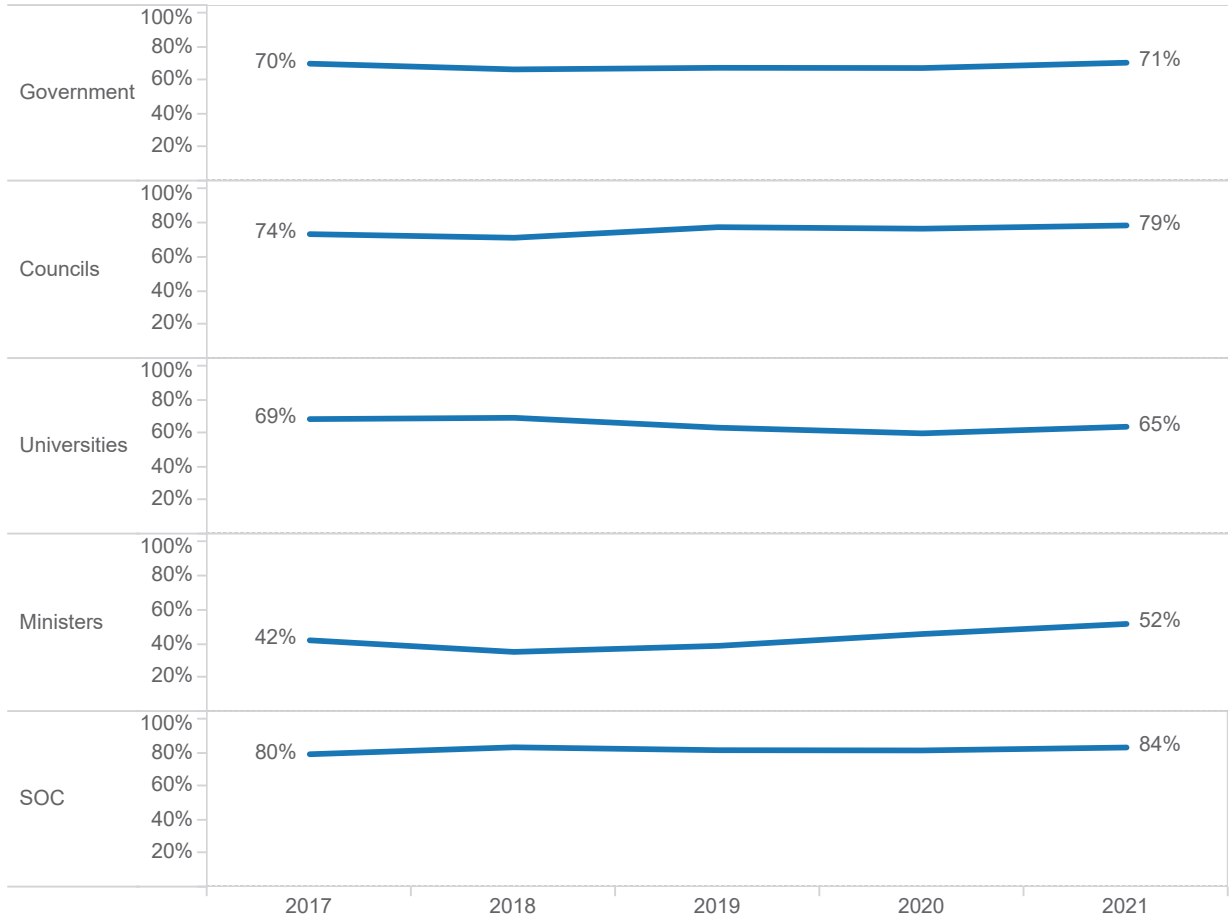


Figure 21: Release outcomes across all sectors, 2016/17 to 2020/21

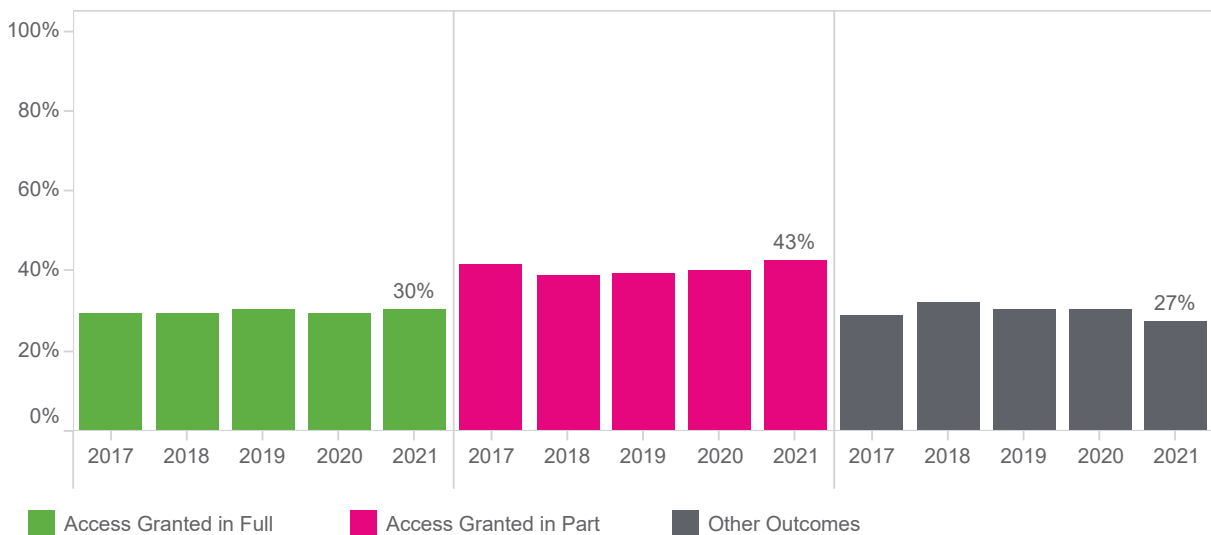
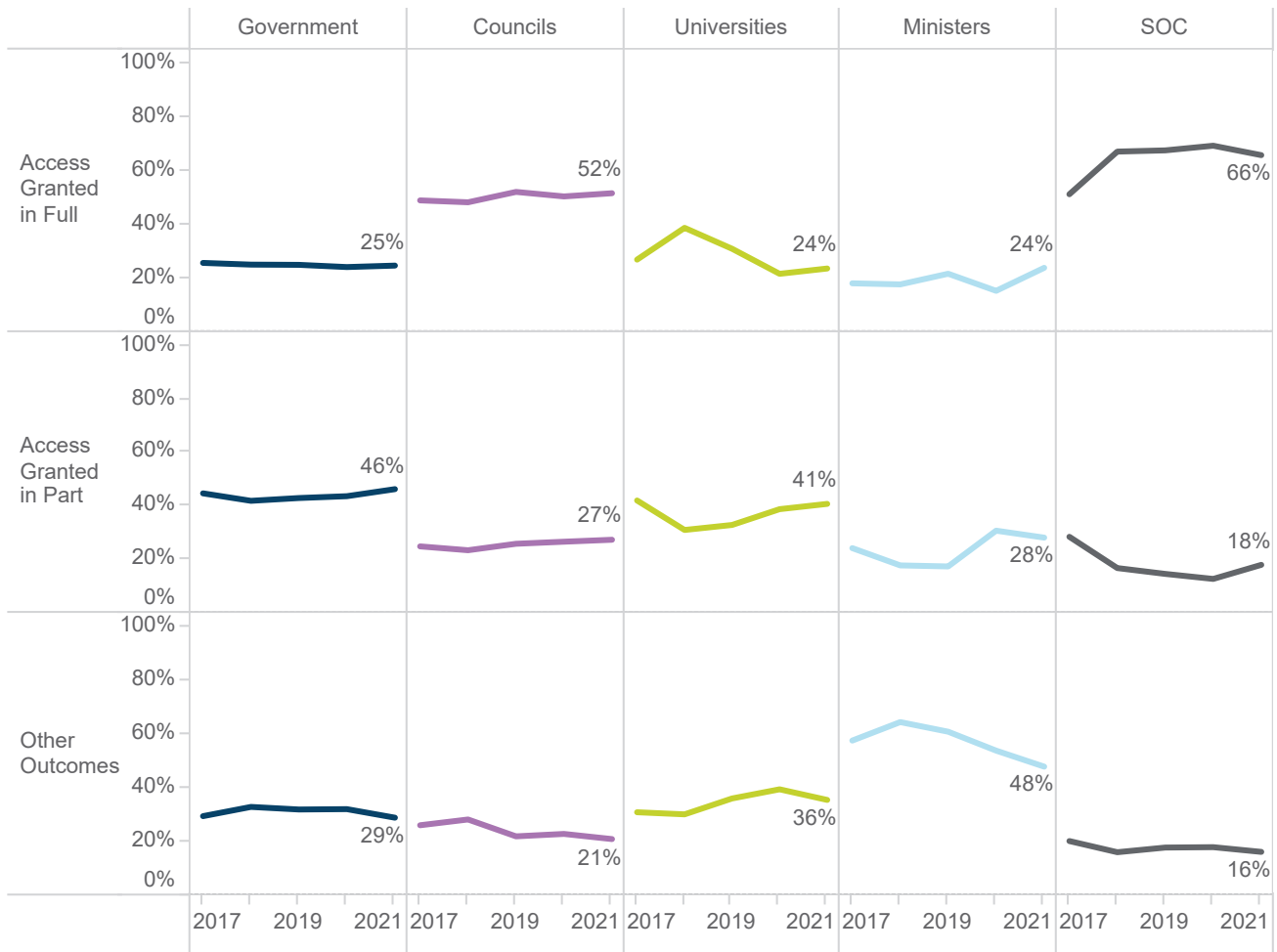


Figure 22: Release outcomes, by sector, 2016/17 to 2020/21



The overall release rate across most application types was stable, with a moderate increase for partly personal and partly other information

The overall release rates remained stable for both application types: personal information and ‘other than personal information’.

The overall release rate for ‘other than personal information’ was stable at 71% in 2020/21, compared with 69% in 2019/20 and 71% in 2018/19. The overall release rate for applications for personal information remained stable at 74% in 2020/21, compared with 71% in 2019/20 and 70% in 2018/19.

The overall release rate for applications that sought partly personal and partly other information moderately increased to 71% in 2020/21, compared with 63% in 2019/20 (Figure 23).

Release rates by applicant type remain stable

The lowest overall release rate (55%) was for applications made by the media, which is consistent with 56% reported in 2019/20. This is a change from 2019/20, where applications made by members of the Parliament had the lowest release rate of 53% (Figure 24).

The highest release rate in 2020/21 was for applications made by private sector business (76%), consistent with results for 2019/20 (75%) and 2018/19 (76%).

The release rate for members of the public was 72%, consistent with 70% in 2019/20 and 70% in 2018/19.

Consistent with overall release rates, the composition of outcomes remained relatively stable in 2020/21:

- For members of the public, 29% of outcomes granted access in full and 43% granted access in part. This is consistent with outcomes reported in 2019/20 and 2018/19

- For private sector business, 35% of outcomes granted access in full, and 41% granted access in part. This is consistent with outcomes reported in 2019/20 and 2018/19
- For not-for-profit organisations or community groups, 33% of outcomes granted access in full, and 36% granted access in part, consistent with results for 2019/20
- For members of Parliament, 30% of outcomes granted access in full, and 27% of outcomes granted access in part, consistent with results for 2019/20
- For media, 30% of outcomes granted access in full, and 25% granted in part, consistent with outcomes reported in 2019/20.

Figure 23: Release outcomes by application type, 2016/17 to 2020/21

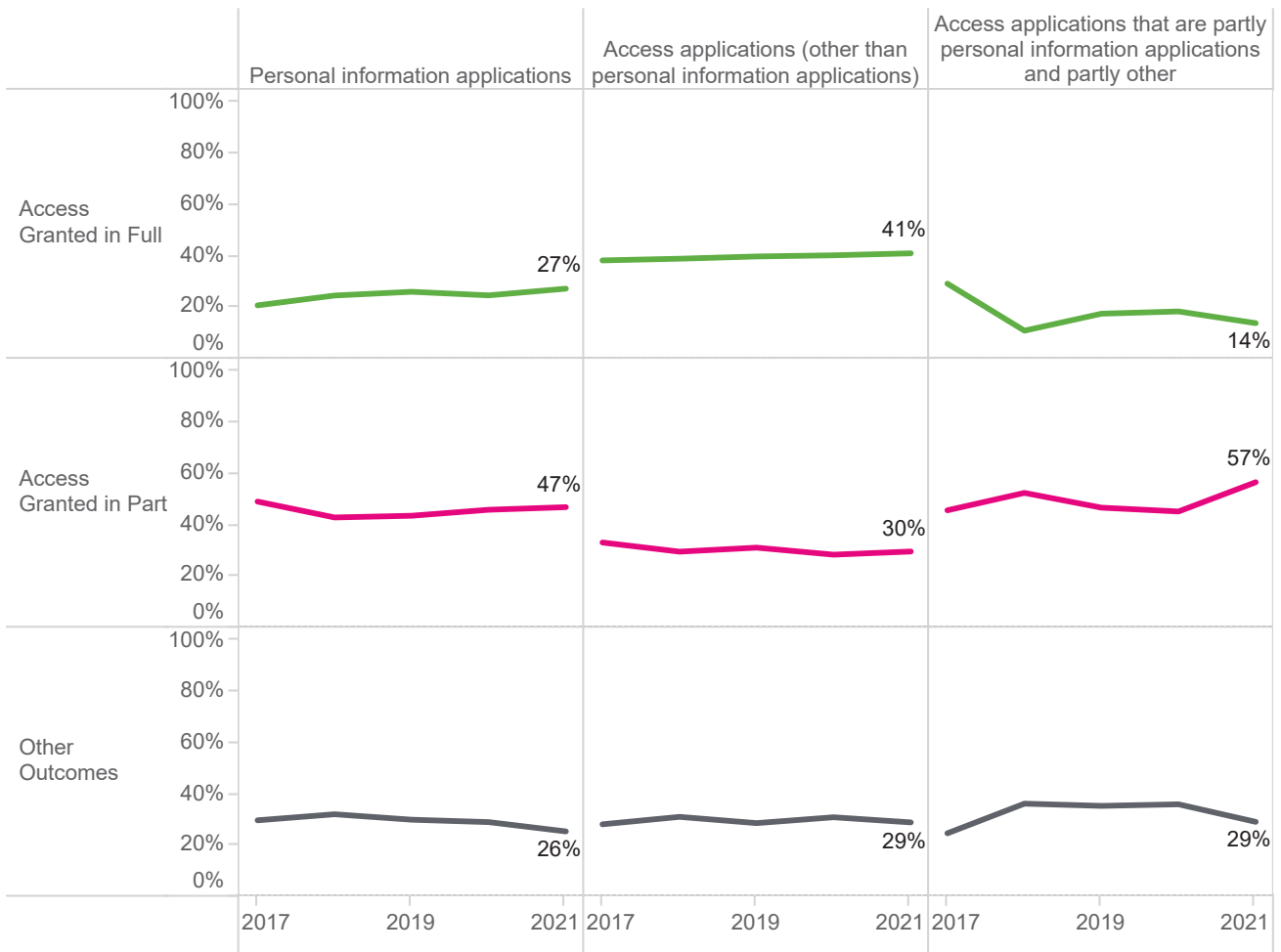


Figure 24: Outcomes by applicant type, 2016/17 to 2020/21

