



information
and privacy
commission
new south wales

Mandatory Notification of Data Breach Scheme Data Snapshot January to June 2025

February 2026



Contents

Summary of key findings 4

Sector Snapshot 5

1. Causes of data breaches 6

2. Type of personal information involved..... 8

About this document

Part 6A of the *Privacy and Personal Information Protection Act 1998* (PPIP Act) established the Mandatory Notification of Data Breaches Scheme (MNDB Scheme), which requires public sector agencies to notify the Privacy Commissioner and affected individuals in the event of an eligible data breach involving personal or health information that is likely to result in serious harm. The MNDB Scheme commenced on 28 November 2023.

The Information and Privacy Commission (IPC) publishes quarterly [statistical information](#) on the number of eligible data breach notifications received under the MNDB Scheme. This snapshot is intended to provide agencies and the public with key summary data for the six-month period between January and June 2025.

Data Notes

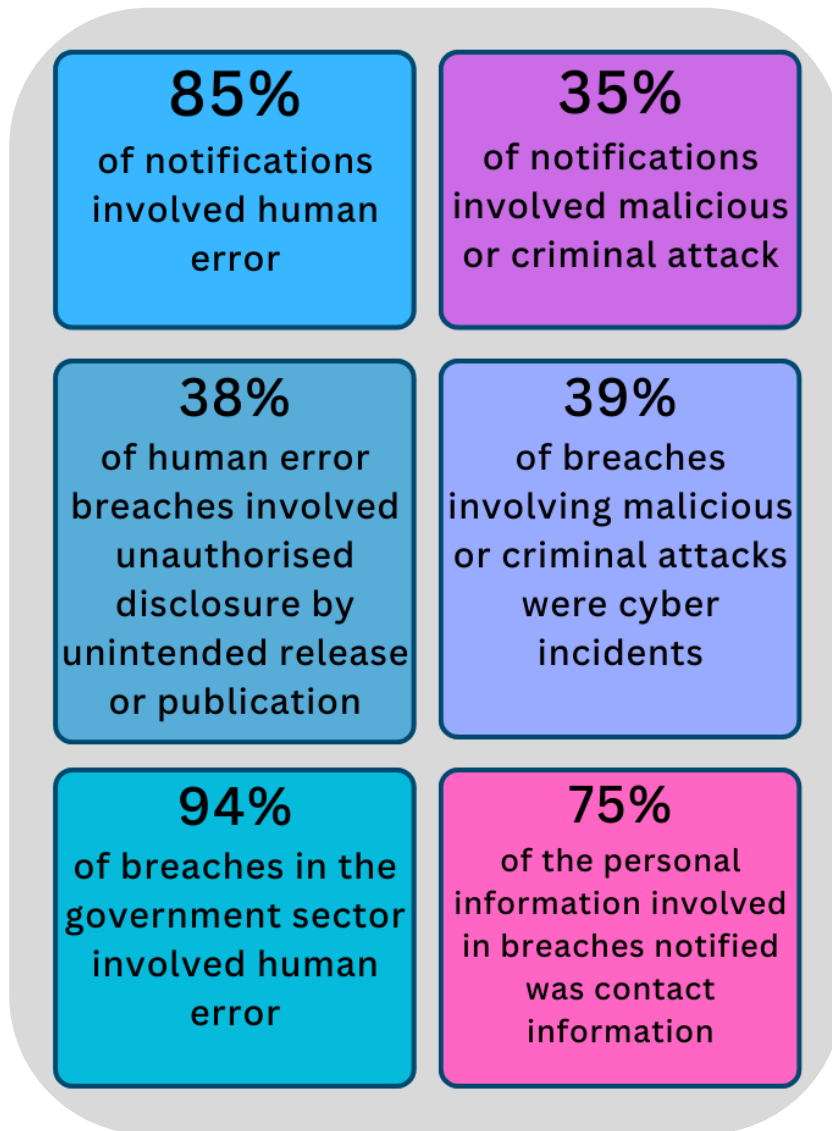
Statistics in this report are current as of February 2026.

Percentages in some charts may not total 100% due to rounding.

The reported cause of a data breach is based on information provided by the reporting agency. In some instances, more than one cause has been identified by the agency. As a result, percentages for relevant charts may total more than 100%.

Summary of key findings

Key findings for the 01 January to 30 June 2025 reporting period:



Sector Snapshot

This table provides data on key metrics for each of the sectors which have notified data breaches during the reporting period.

	Government	Local Government	University	State Owned Corporation	Total
Number of notifications	36	10	5	1	52
% of data breaches caused by human error	94%	70%	40%	100%	85% ¹
% of data breaches caused by criminal or malicious attack	36%	10%	60%	0%	35% ²
% of data breaches with multiple causes	19%	20%	20%	0%	29%
Number of affected individuals	9,167	300	46,061	1	55,529

¹ This total includes data breaches caused solely by human error and breaches where human error was one of multiple causes responsible for the breach.

² This total includes data breaches caused solely by criminal or malicious attack and breaches where criminal or malicious attack was one of multiple causes responsible for the breach.

1. Causes of data breaches

Figure 1: Number of notifications by cause of breach

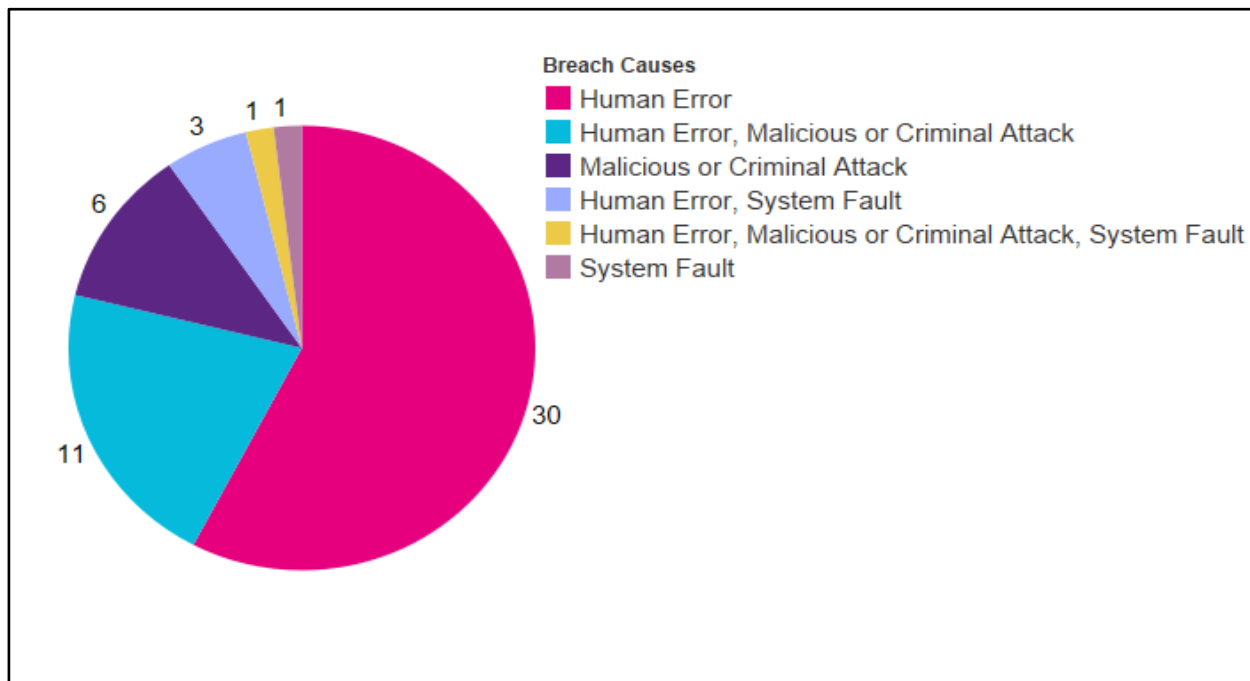


Figure 2: Number of notifications by cause of breach per sector

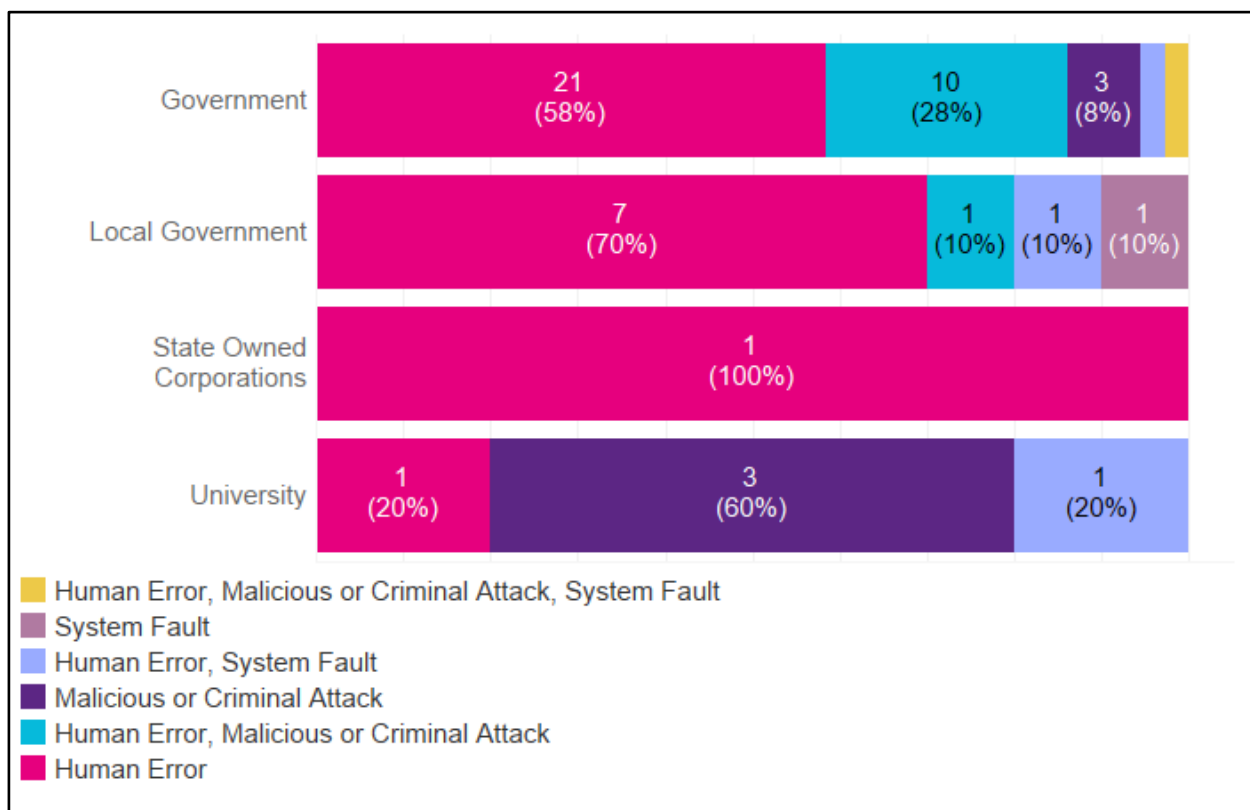
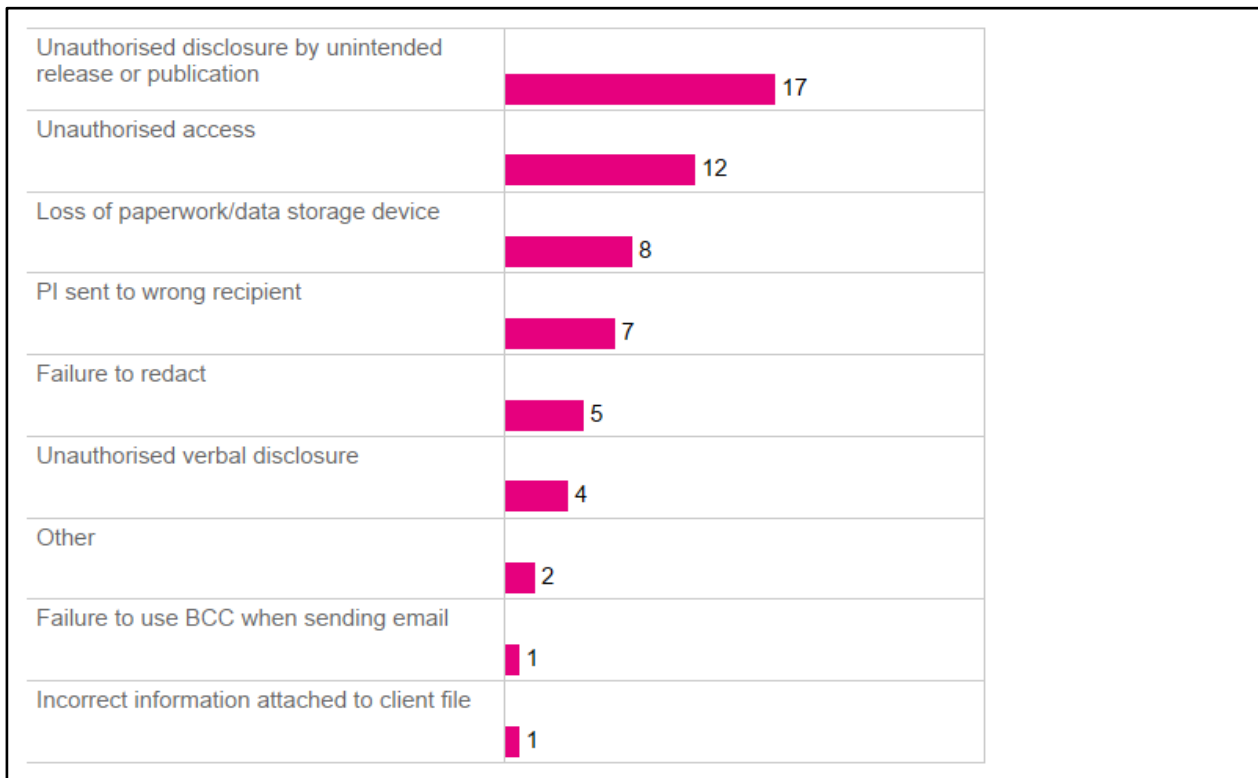
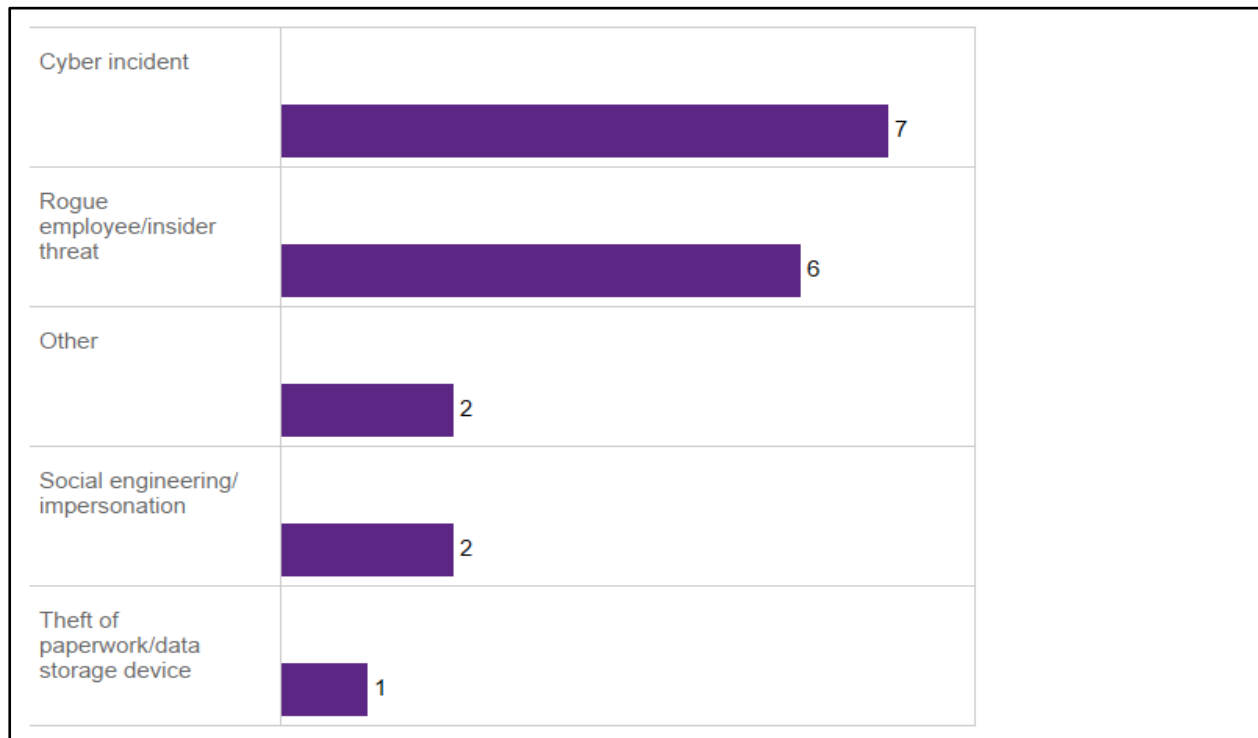


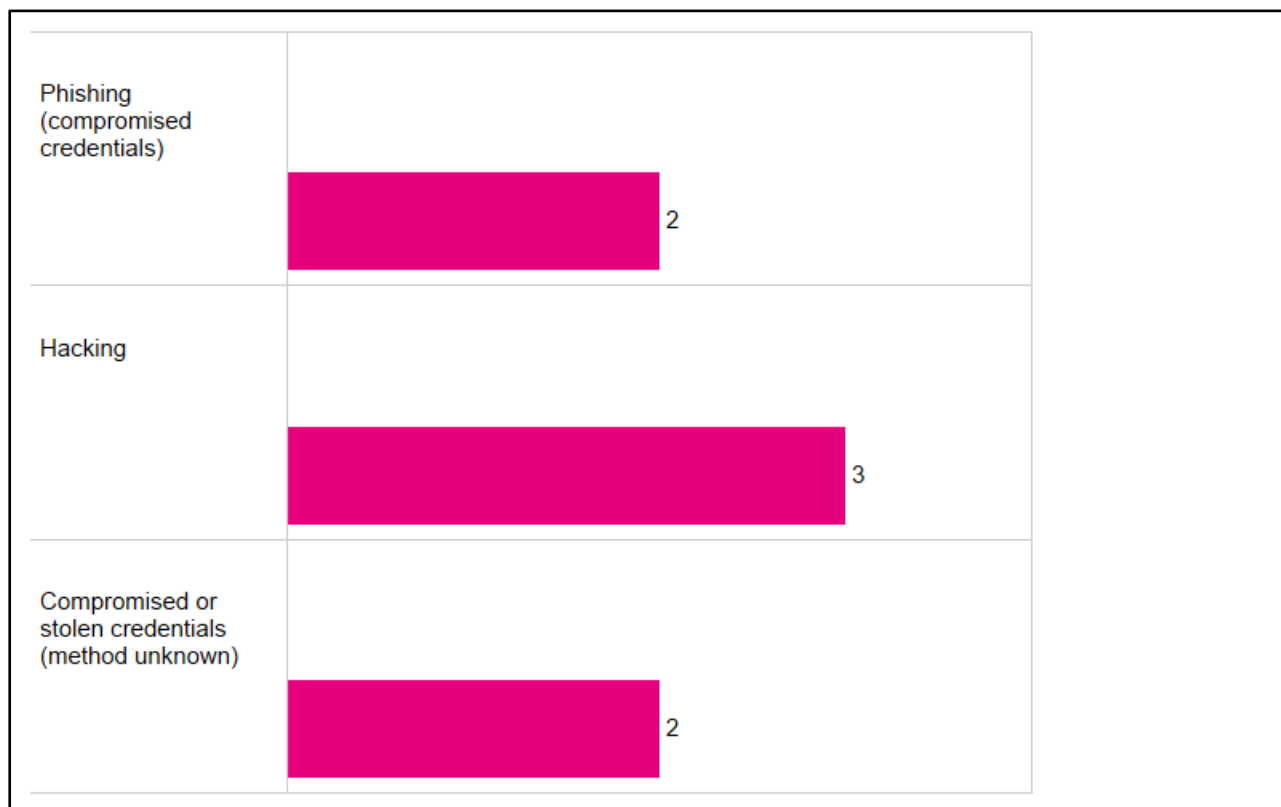
Figure 3: Number of notifications by cause of breach – Human Error

Data in this table reflects the cause selected by the agency in its notification to the Privacy Commissioner. Agencies may select more than one cause. Therefore, the total number reflected above is greater than the number of notifications shown in Figures 1 and 2 above.

Figure 4: Number of notifications by cause of breach – Malicious or Criminal Attack

Data in this table reflects the cause selected by the agency in its notification to the Privacy Commissioner. Agencies may select more than one cause. Therefore, the total number reflected above is greater than the number of notifications shown in Figures 1 and 2 above.

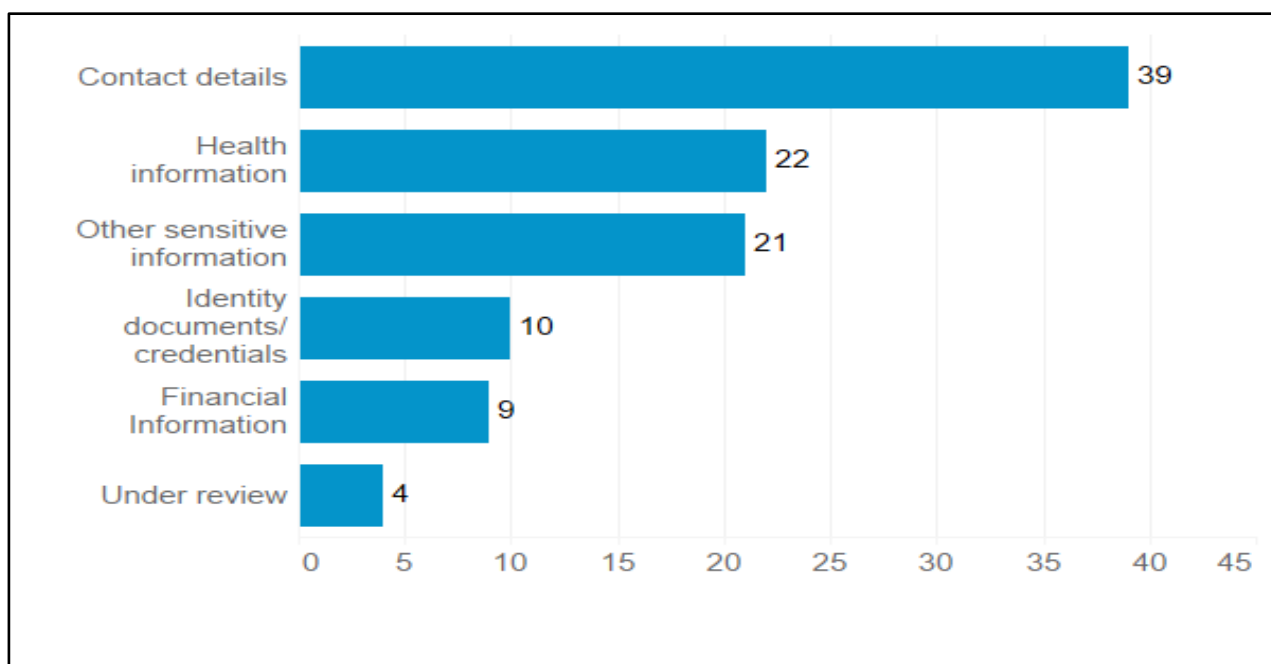
Figure 5: Cyber incident breakdown



Data in this table reflects the cause selected by the agency in its notification to the Privacy Commissioner. Agencies may select more than one cause. Therefore, the total number reflected above is greater than the number of notifications shown in Figures 1 and 2 above.

2. Type of personal information involved

Figure 6: Number of notifications by type of personal information



Data in this table reflects the categories selected by the agency in its notification to the Privacy Commissioner. Agencies may select more than one category. Therefore, the total number reflected above is greater than the number of notifications shown in Figures 1 and 2 above.